




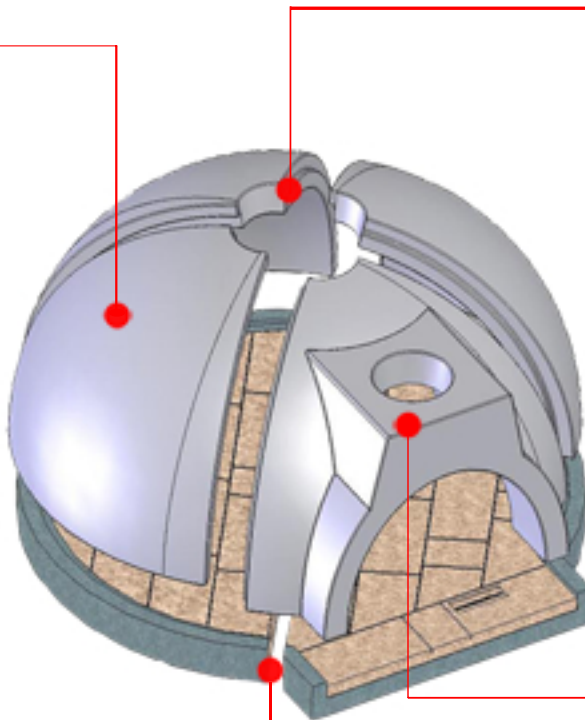
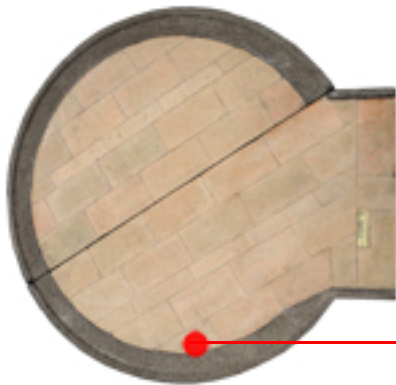

## Refractory Dome

Computer designed To achieve faster starts and excellent heat retention. Constructed of modern refractory elements

**Why are the Milano and Toscano in a class of their own?**

## Interlocking Dome

Pieces overlap to create a positive seal, increases heat retention and makes assembly simple.



## 2 Piece Hearth

Pre-tiled with fire brick for increased performance and faster assembly.

## Flue Section

Cast as a solid piece for increased strength and durability. Makes installing your anchor plate and chimney system a snap.